

PureLink

HOF2 Owner's Manual

Modular Fiber Optic 4K HDMI Extender



PureLink™
535 East Crescent Avenue
Ramsey, NJ 07446
USA
Tel: +1.201.488.3232
Fax: +1.201.621.6118
E-mail: sales@purelinkav.com
www.purelinkav.com

For order support, please contact your local dealer.
For technical support, please contact us at support@purelinkav.com

Package Contents

Please make sure all of the following items are included in the package:

- 1) 1 x HOF2 Fiber Optic Transmitter Module
- 2) 1 x HOF2 Fiber Optic Receiver Module
- 3) 2 x IR Cables (Tx and Rx)
- 4) 2 x DC 5V Power Supply Unit
- 5) 2 x Phoenix connectors (for RS232)

General Specification

The HDMI over Optical Fiber Extender can extend HDMI signal up to 4K Ultra HD over 3300 feet/1000 meters (Single-mode cable) or 1000 feet/300 meters (Multi-mode cable) to an HDMI compatible display. It also supports bi-directional infrared control and RS-232 signals transmission. It can allow you to easily control your DVD player at TV side or control your TV at the DVD player side when using this extender.

Technical	
HDMI Compliance	HDMI 2.0b
HDCP Compliance	HDCP 2.2 and HDCP 1.4
Video Bandwidth	18 Gbps
Video Resolutions	Up to 4K2K@50/60Hz(YUV4:4:4),4K2K@30Hz,1080P@120Hz, and 1080P 3D@60Hz
Color Space	RGB, YCbCr 4:4:4, YCbCr 4:2:2
Color Depth	8-bit, 10-bit, 12-bit
HDMI Audio Formats	LPCM 2/5.1/7.1CH, Dolby Digital, DTS 5.1, Dolby Digital+, Dolby TrueHD, DTS-HD Master Audio, Dolby Atmos, DTS:X
Operation Range	Up to 3300 feet/1000 meters over single-mode fiber cable Up to 1000 feet/300 meters over multi-mode fiber cable
IR Frequency	20KHz - 60KHz
RS-232 Baud Rate	4800-115200bps
ESD Protection	Human body model — ±8kV (air-gap discharge) & ±4kV (contact discharge)
Connections	
Transmitter	Inputs: 1x HDMI Type A [19-pin female] 1x IR In [3.5mm Stereo Mini-jack] 1x RS-232 [3.81mm Phoenix connector] Outputs: 1x Optical Fiber Out [LC female] 1x IR Out [3.5mm Stereo Mini-jack]
Receiver	Inputs: 1x Optical Fiber In [LC female] 1x IR In [3.5mm Stereo Mini-jack] Outputs: 1x HDMI Type A [19-pin female] 1x IR Out [3.5mm Stereo Mini-jack] 1x RS-232 [3.81mm Phoenix connector]
Mechanical	
Housing	Metal Enclosure
Color	Black
Dimensions	100mm [W] x 65mm [D] x 25.6mm [H]
Weight	TX: 256g RX: 260g
Power Supply	Input: AC100 - 240V 50/60Hz Output: DC 5V/1A (US/EU standards, CE/FCC/UL certified)
Power Consumption	3W (Max)
Operation Temperature	32 - 104°F / 0 - 40°C
Storage temperature	-4 - 140°F / -20 - 60°C
Relative Humidity	20 - 90% RH (no condensation)

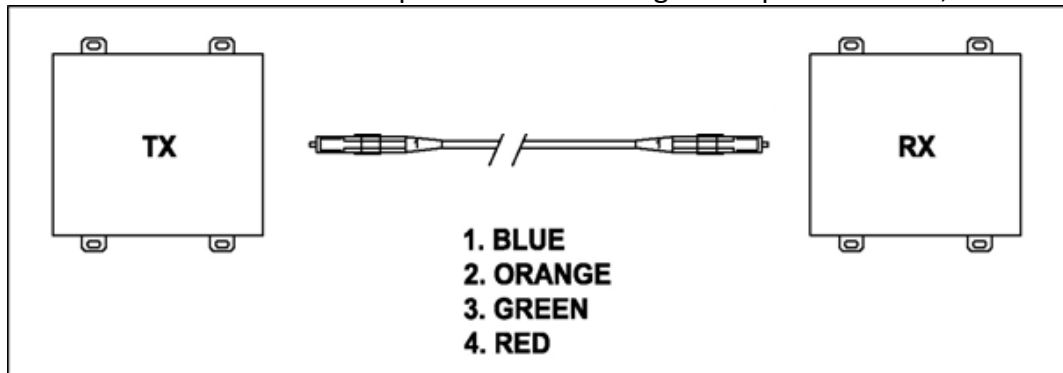
Main Features

- HDMI 2.0b (18Gbps), HDCP 2.2 and DVI compliant
- Video resolutions up to 4K2K@50/60Hz (YUV444)
- Audio supports LPCM2/5.1/7.1 CH, Dolby Digital, DTS, Dolby True HD, DTS-HD Master Audio
- Long distance transmission up to 3300 feet/1000 meters over single-mode fiber cable and up to 1000 feet/300 meters over multi-mode fiber cable (50/125 μ m/OM3)
- Bi-directional wideband infrared control and RS-232 transmission
- Locking power supply

Installation and Connection Instructions

Installation and Connection Instructions

1. Turn off both the video source and the display before connecting any cables.
2. Connect HDMI cable between the source and HOF1 transmitter AND between the HOF2 receiver and the display.
3. Connect LC terminated fiber optic cables according to the picture below;



4. Connect the power supply unit to both HOF2 transmitter and receiver units.
5. Turn on Display
6. Turn on Video Source

HOF2 Transmitter and Receiver Specification

Transmitter Module



Connection Ports;

- HDMI In: HDMI Input
- DC 5V: power connector
- Power: power LED indicator
- RS232: 3 pins phoenix connector
- Optical : Fiber status LED indicator
- HDMI : HDMI status LED indicator
- Optical Out: Optical output receptacle
- IR Tx : IR Transmitter port
- IR Rx IR Receiver port

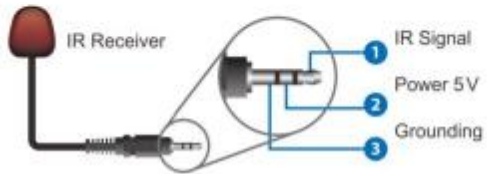
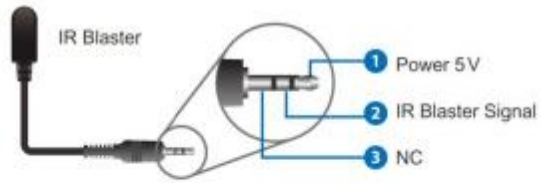
Receiver Module



Connection Ports;

- HDMI Out: HDMI Output
- DC 5V: power connector
- Power: power LED indicator
- RS232: 3 pins phoenix connector
- Optical : Fiber status LED indicator
- HDMI : HDMI status LED indicator
- Optical In: Optical input receptacle
- IR Tx : IR Transmitter port
- IR Rx IR Receiver port

IR cable pint out



Warranty

Manufacturer's Warranty (3-Years)

PureLink warrants this HOF1 fiber optic extender to be free from defects in workmanship and materials, under normal use and service, for a period of three (3) year from the date of purchase from PureLink or its authorized resellers.

If the product does not operate as warranted during the applicable warranty period, PureLink shall, at its option and expense, execute one of the following as necessary:

1. Repair the defective product or part
2. Deliver to customer and equivalent product or part to replace the defective item
3. Refund to customer the purchase price paid for the defective product

All products that are replaced become the property of PureLink. Replacement products may be new or reconditioned. Repaired or replacement products or parts come with a 90-day warranty or the remainder of the warranty period. Dtrovision shall not be responsible for any software, firmware, information, or memory data loss of contained in, stored on, or integrated with any products returned to Dtrovision for repair under warranty.

3.1 Customer Service

Any customer service inquiries can be submitted electronically through the Q&A form on our website (www.purelinkav.com).

For immediate assistance please contact us at (201) 488-3232 to reach our customer care or tech support team.